

SECTION 13 INDEX

The number in brackets indicates page number the product is on

GMS

Cylinder Information [2]

Cores [2-3]

Keedex

Cylinder Guard Rings [4]

Follower Tool [4]

Fairway

DALLAS ▶ HOUSTON ▶ AUSTIN ▶ NASHVILLE

THE SECURITY PROFESSIONAL SUPPLIER



MORTISE, RIM & KEY-IN KNOB CYLINDERS

Pin spacing and pin drops as in original. Most keyways available and can be used in existing master key systems.

MORTISE CYLINDERS

- Machined from solid bar brass
- Threadsize is 1.150 x 32 UNS
- 1" furnished with Adams Rite Cam
- 1 1/8" furnished with Yale Cam



KEY-IN-KNOB

Designed for use in the most popular lockset, leverset cylindrical deadbolt and padlock applications. Ideal for replacement or to key one brand of lock into another manufacturer's key system.



RIM CYLINDER

6-Pin



FINISHES:

US3: Brass

26D: Chrome

Duro: Duronodic

Cores - Uncombined 7 Pin

GMS 207-A-4	IC CORE 7 PIN A KWY
GMS 207-A-26D	IC CORE 7 PIN A KWY
GMS 207-B-26D	IC CORE 7 PIN B KWY
GMS 207-C-26D	IC CORE 7 PIN C KWY
GMS 207-D-26D	IC CORE 7 PIN D KWY
GMS 207-E-4	IC CORE 7 PIN E KWY
GMS 207-E-26D	IC CORE 7 PIN E KWY
GMS 207-F-4	IC CORE 7 PIN F KWY
GMS 207-F-26D	IC CORE 7 PIN F KWY
GMS 207-G-26D	IC CORE 7 PIN G KWY
GMS 207-H-4	IC CORE 7 PIN H KWY
GMS 207-H-26D	IC CORE 7 PIN H KWY
GMS 207-J-26D	IC CORE 7 PIN J KWY
GMS 207-K-26D	IC CORE 7 PIN K KWY
GMS 207-L-26D	IC CORE 7 PIN L KWY
GMS 207-M-26D	IC CORE 7 PIN M KWY
GMS 207-Q-26D	IC CORE 7 PIN Q KWY

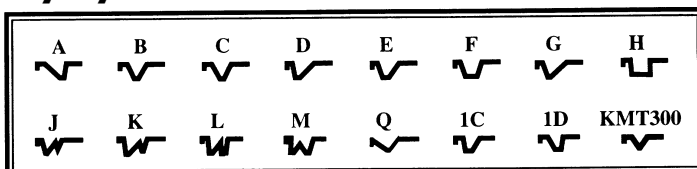


FINISHES

4: Satin Brass

26D: Satin Chrome

Keyways





6/7 Pin Mortise Housing

CAMS

(STD) Standard/Yale



(AR) Adams Rite



(CLO) Clover



(SGT) Sargent



(SCH) Schlage

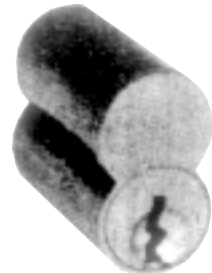


GMS 306-AR-10B	IC MC SHELL 1-1/8" AR CAM 6 PIN
GMS 306-AR-26D	IC MC SHELL 1-1/8" AR CAM 6 PIN
GMS 306-CLO-26D	IC MC SHELL 1-1/8" CLO CAM 6 PIN
GMS 306-SCH-10B	IC MC SHELL 1-1/8" SCH CAM 6 PIN
GMS 306-SCH-26D	IC MC SHELL 1-1/8" SCH CAM 6 PIN
GMS 306-SGT-26D	IC MC SHELL 1-1/8" SGT CAM 6 PIN
GMS 306-STD-3	IC MC SHELL 1-1/8" YALE CAM 6 PIN
GMS 306-STD-10B	IC MC SHELL 1-1/8" YALE CAM 6 PIN
GMS 306-STD-26D	IC MC SHELL 1-1/8" YALE CAM 6 PIN

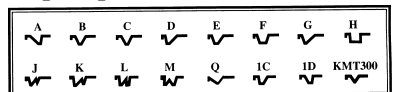
GMS 307-AR-10B	IC MC SHELL 1-1/4" AR CAM 7 PIN
GMS 307-AR-26D	IC MC SHELL 1-1/4" AR CAM 7 PIN
GMS 307-CLO-26D	IC MC SHELL 1-1/4" CLO CAM 7 PIN
GMS 307-SCH-10B	IC MC SHELL 1-1/4" SCH CAM 7 PIN
GMS 307-SCH-26D	IC MC SHELL 1-1/4" SCH CAM 7 PIN
GMS 307-SGT-26D	IC MC SHELL 1-1/4" SGT CAM 7 PIN
GMS 307-STD-10B	IC MC SHELL 1-1/4" YALE CAM 7 PIN
GMS 307-STD-26D	IC MC SHELL 1-1/4" YALE CAM 7 PIN

GMS 206-A-4	IC CORE 6 PIN A KWY
GMS 206-A-26D	IC CORE 6 PIN A KWY
GMS 206-B-26D	IC CORE 6 PIN B KWY
GMS 206-C-26D	IC CORE 6 PIN C KWY
GMS 206-D-26D	IC CORE 6 PIN D KWY
GMS 206-E-4	IC CORE 6 PIN E KWY
GMS 206-E-26D	IC CORE 6 PIN E KWY
GMS 206-F-4	IC CORE 6 PIN F KWY
GMS 206-F-26D	IC CORE 6 PIN F KWY
GMS 206-G-26D	IC CORE 6 PIN G KWY
GMS 206-H-4	IC CORE 6 PIN H KWY
GMS 206-H-26D	IC CORE 6 PIN H KWY
GMS 206-J-26D	IC CORE 6 PIN J KWY
GMS 206-K-26D	IC CORE 6 PIN K KWY
GMS 206-L-26D	IC CORE 6 PIN L KWY
GMS 206-M-4	IC CORE 6 PIN M KWY
GMS 206-M-26D	IC CORE 6 PIN M KWY
GMS 206-Q-26D	IC CORE 6 PIN Q KWY

Cores Uncombined 6 Pin



Keyways



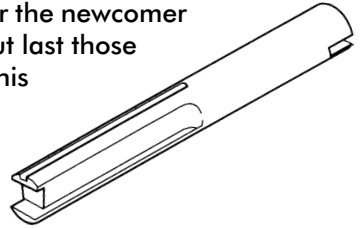
For current pricing, call your Fairway Representative today!

Dallas 800.776.3247 • Houston 800.767.3247 • Austin 877.309.6300 • Nashville 800.815.3247



MASTER FOLLOWER

This remarkable follower is a wise choice for either the newcomer or master locksmith. Made of solid brass, it will out last those made of plastic or aluminum. The capabilities of this machined follower far exceed any follower on the market today. It can be used as a regular follower, or as a master pin remover and follower on Schlage, Sargent, Kwikset, Weiser, Almont padlocks and many others. Special taper allows smooth operation and better control over sticking pins.




KDX K6

Master Follower

CYLINDER GUARD RING

Hardened steel, free spinning, tapered cone-shaped cylinder guard ring protects mortise & rim cylinders. Large enough to accommodate 1-1/8" cylinders. Packaged six per pack. Each pack contains 6 hardened steel rings, 6 stainless steel wave washers & 6 spacing collars.

KDX K24A-1	Cylinder Guard Ring, Aluminum (Individual)
KDX K24A	Cylinder Guard Ring, Aluminum
KDX K24B-1	Cylinder Guard Ring, Duranodic (Individual)
KDX K24B	Cylinder Guard Ring, Duranodic



SPINS FREE BOTH WAYS

